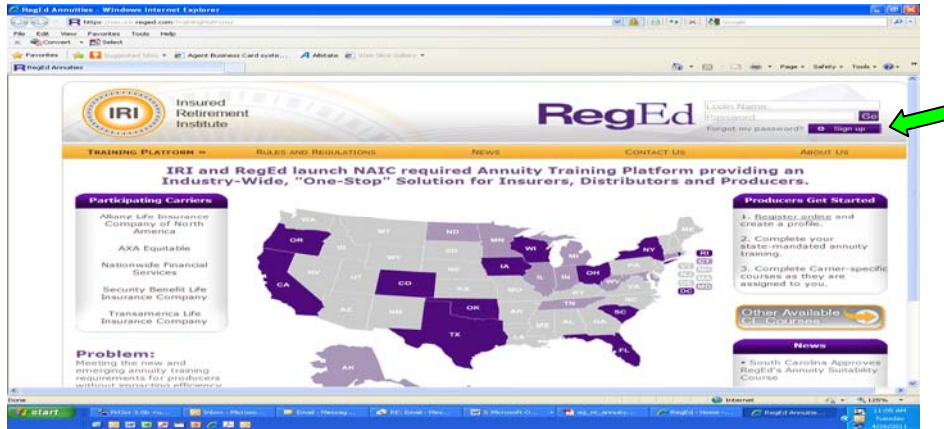
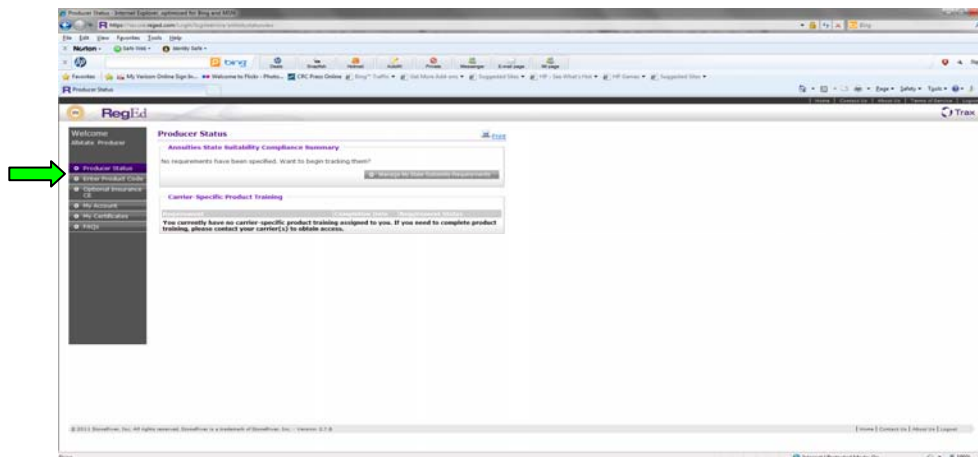


1. Log on to the [RegEd/IRI \(Insured Retirement Institute\) Annuity Training Platform](https://secure.reged.com/TrainingPlatform/). You may type or copy and paste the following URL into your internet browser: <https://secure.reged.com/TrainingPlatform/>
2. For first time users (applies to the majority of producers) click **Sign up** which is located in the upper right hand corner and follow the registration instructions. If you are already registered with RegEd's Annuity Training Platform enter your login information at the top.



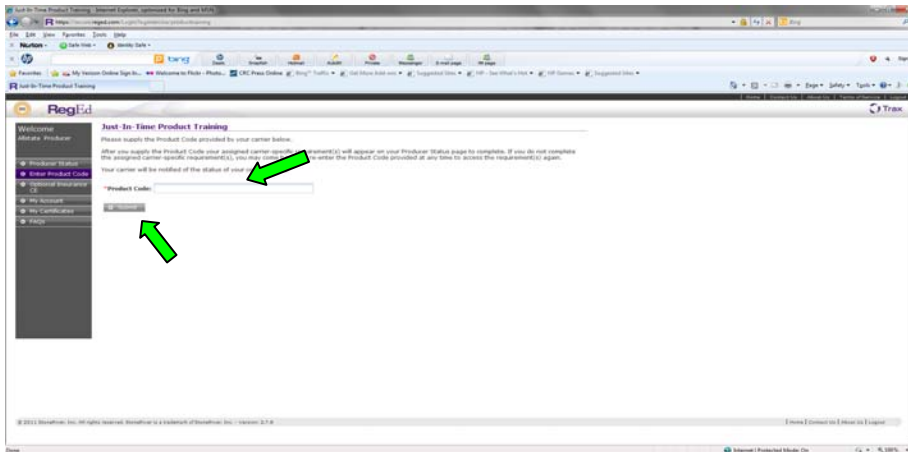
Technical questions regarding RegEd's website may be directed to RegEd at (800) 334-8322 or via email at [info@reged.com](mailto:info@reged.com).

3. After completing registration the **Producer Status** page will be displayed. This screen allows you to track both state CE/suitability training, as well as Carrier-Specific Product Training. Our Carrier-Specific Product Training Course is listed in the – "Carrier-Specific Product Training" – section. Click on the link to access and complete the course by following the instructions provided. (In the event that our Carrier-Specific Product Training Course is not present, the instructions in the following steps will assist you in accessing the training.)
4. Click on the **Enter Product Code** tab located in the left side menu bar.



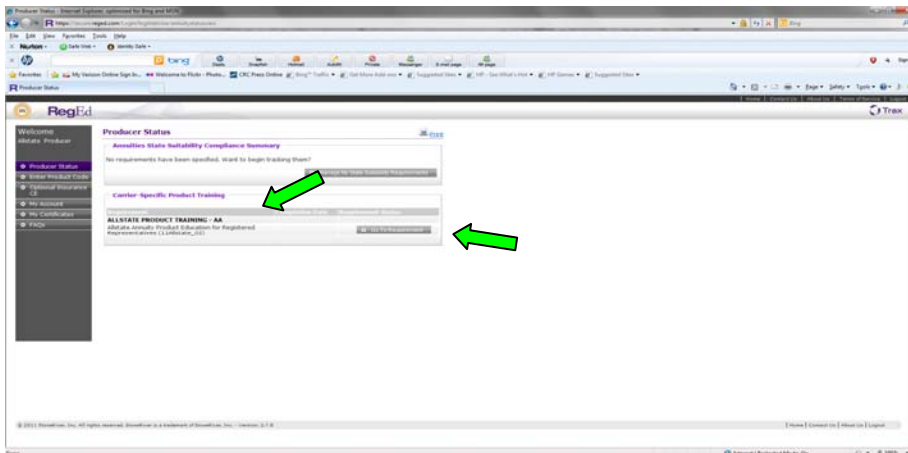
- The next window to appear is the “**Just-In-Time Product Training**”. In the **Product Code BOX**: enter the appropriate code that identifies your producer status; then click **Submit**:

- The product code is: **ALLSTATEMBA**



- You will return to the **Producer Status** page. You should now see that your product training is displayed. Verify that the product training module is **ALLSTATEMBA**.

Next - Click on **Go To Requirement**



- The landing page for our product training course will appear. Please read the information on this page carefully. By clicking on the **Proceed** button you certify you are the person taking the training. You also now see a new tab displayed in the left-side menu bar “Allstate Product Training – MBA”. It will also list the course you loaded to your Carrier-Specific Product Training curriculum. When you are ready to begin, Click **Proceed**.

The course should take approximately 30 minutes to complete. At the end of the course you will be required to attest to your comprehension of our annuity products. Once completed, we will receive an electronic confirmation from RegEd showing that you have successfully completed the required product training. **There is no need to send in a paper certification.**

Questions regarding our product training requirement may be directed to Licensing at (800) 525-2799, extension 58485.